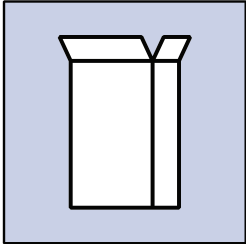


# CORVALLIS RECYCLING GUIDELINES

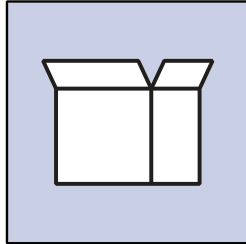


## MIXED RECYCLING

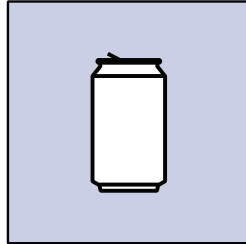
These items belong in your curbside recycling bin.



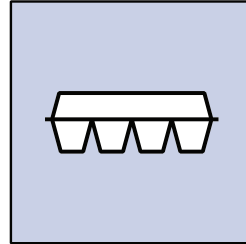
CEREAL + DRY FOOD BOXES




CARDBOARD




DRINK CANS




EGG CARTONS



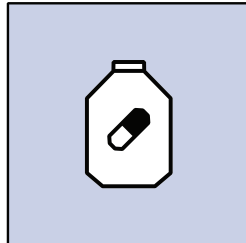
ENVELOPES + JUNK MAIL




MIXED PAPER




NEWSPAPER + MAGAZINES




NON-PRESCRIPTION  
PILL BOTTLES



PAPERBACK BOOKS



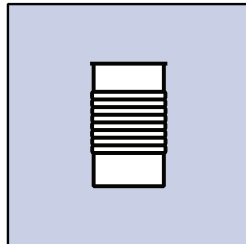
PLASTIC BOTTLES



PLASTIC JUGS




#5 PLASTIC TUBS



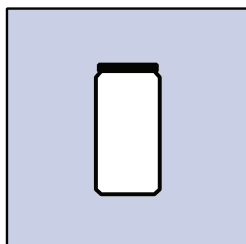
STEEL CANS

## GLASS RECYCLING

These items belong in the separate blue bin that is designated for glass recycling.



ALCOHOL + WINE BOTTLES



GLASS JARS

## REMINDERS

- Items need to be empty, clean, and dry.
- Lids are not recyclable, they belong in the trash.
- When in doubt, throw it out!




Scan the QR code to visit the mobile website for more details and complete guidelines!

# CORVALLIS ORGANICS GUIDELINES




## FOOD SCRAPS & YARD WASTE


These items belong in your curbside yard waste bin.




BREAD




COFFEE GROUNDS + FILTERS




DAIRY PRODUCTS




EGGSHELLS




FRUIT + VEGETABLES




HOUSEPLANTS



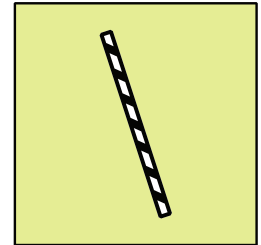
LEAVES, GRASS CLIPPINGS,  
WEEDS + TREE BRANCHES



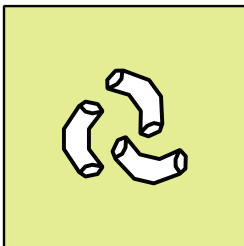
MEAT/FISH + BONES



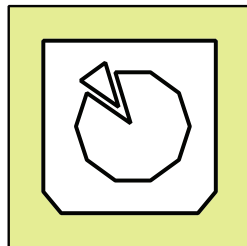
NUTSHELLS




PAPER STRAWS



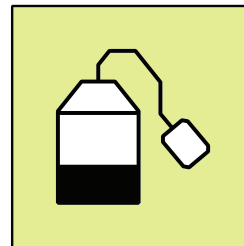
PASTA + GRAINS



PIZZA BOXES



PUMPKINS



TEA BAGS + LEAVES

## REMINDERS

- Any plastic that is labeled as compostable needs to go in the TRASH. This can include bags, utensils, and cups.
- With pizza boxes, make sure to remove any waxy paper from the inside. If there are any clean parts of the box, separate that and put it in the recycling.
- ALL food items can go in your yard waste bin, with the exception of cooking oil and grease.
- Any easy way to compost your food scraps is to keep a container on your kitchen counter and put any scraps in there, and empty that into your yard waste bin when it gets full.

Scan the QR code to visit the mobile website for more details and complete guidelines!

